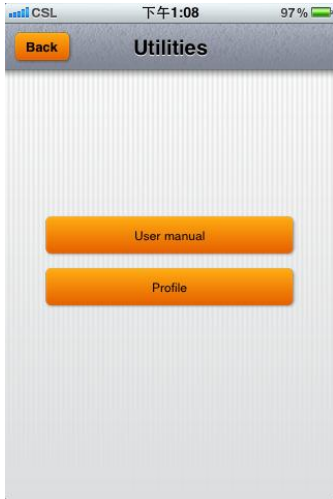
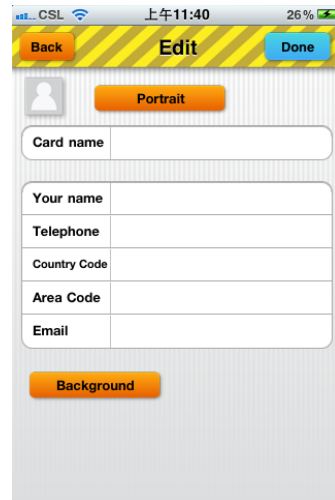


Quick Start Guide

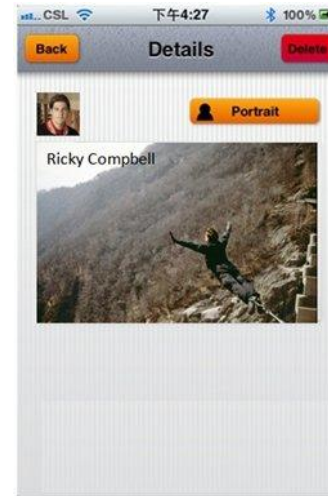
Only 3 minutes to build your friends' cards database




1. Go to Utilities page to build your personal profile.



2. Build your personal profile in a minute. Bilingualism is possible.



3. Select your portrait and background design to complete your card.



4. Select exchange cards via Bluetooth face-to-face.

Quick Start Guide

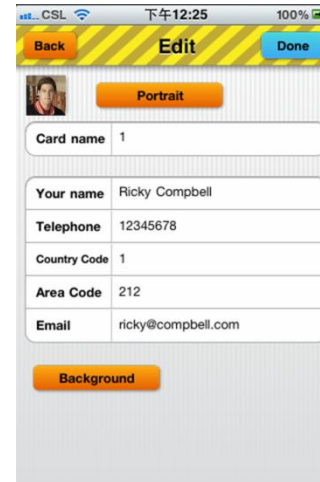
Only 3 minutes to build your friends' cards database



5. Cards are automatically stored in apps data base. Key in any word to search for desired card(s).



6. Click for card details. Use function keys to dial, emails and SMS.



7. Click card for details.



8. Power *1goo* Business Version is available at iTunes apps store.

MAIN PAGE

SEND

Activate the Bluetooth function to send or receive friend's card face-to-face.

1goo.biz

Go to 1goo.biz website to upgrade FREE Version to the powerful **1goo** Business version.



SEARCH

Go to search page, all your friends' cards are stored there.

UTILITIES

Go to User Manual and build your own profile as the default card.