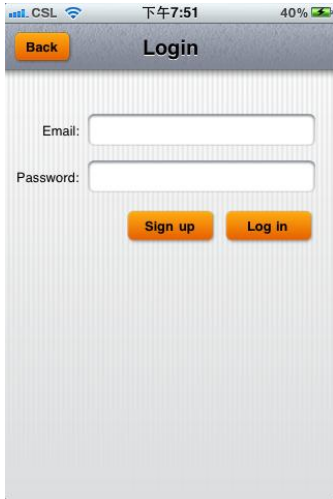


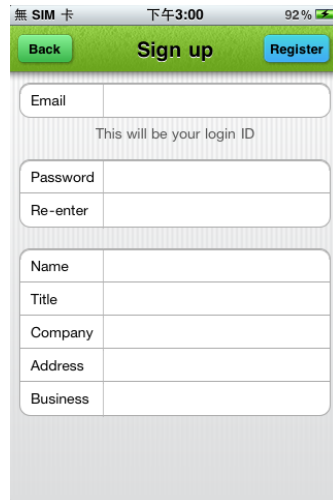
# Quick Start Guide

Only 3 minutes to build your business card database

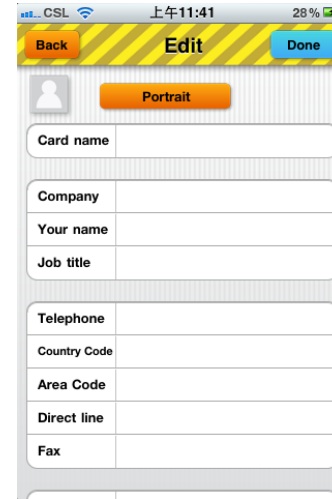


## 1. Go Login

Page after apps is installed.



## 2. Register email address as membership ID. Fill up ALL fields to complete registration.



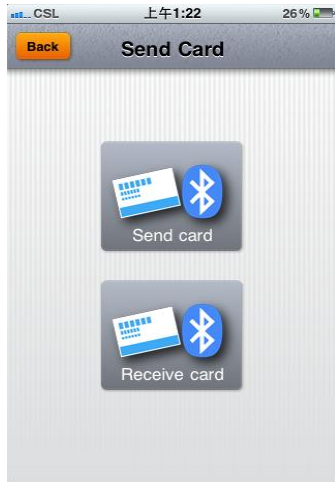
## 3. Go profile page to build your personal profile in a minute. Bilingualism is possible.



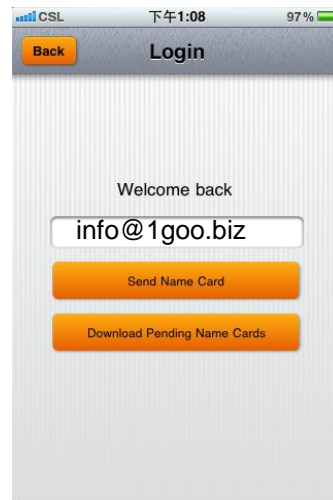
## 4. Select your portrait, card theme and background design to complete your business card.

# Quick Start Guide

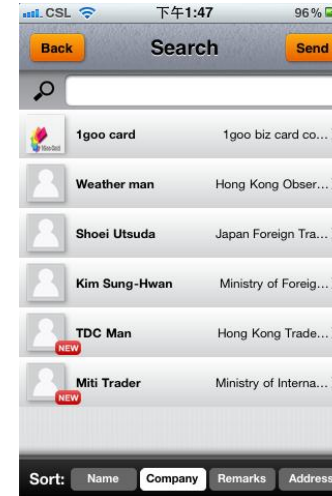
Only 3 minutes to build your business card database



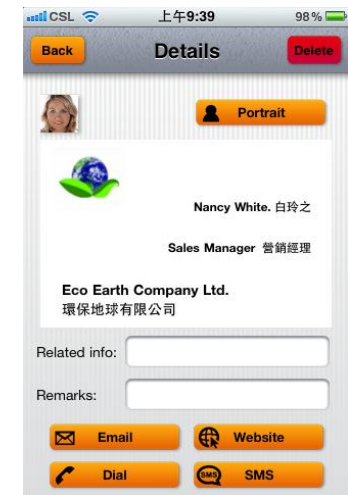
**5.** Select exchange business cards via Bluetooth face-to-face.



**6.** Exchange business cards via 1goo web service from distance away.



**7.** Business cards are automatically stored in apps data base. Key in any word to search for desired card(s).



**8.** Click for business card details. Use function keys to dial, send emails and SMS, visit website.

# MAIN PAGE LAYOUT

## SEND

Activate the Bluetooth function to send or receive business card face-to-face.

## LOGIN

Go to login page to send or download business cards via 1goo web service.



## SEARCH

Go to the search page, all your business cards are stored there.

## UTILITIES

Go to User Manual and build your own profile as the default business card.